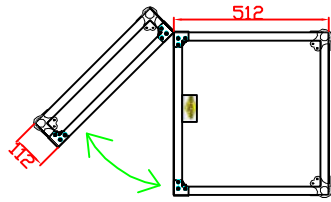
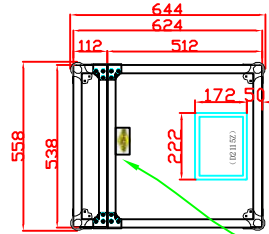


QTY: PCS

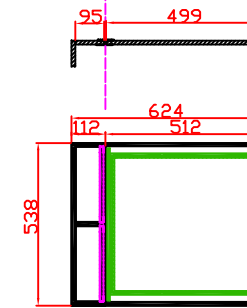


Open Model Top View



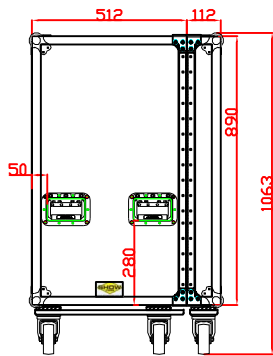
Top View

LOGO*3




Close Model Top View

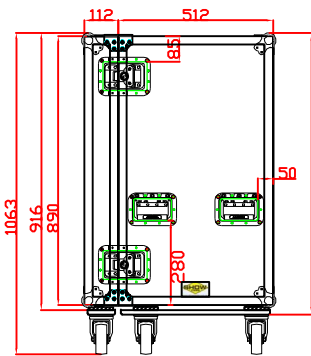
ALL 130MM RIVET CENTERS



Front View

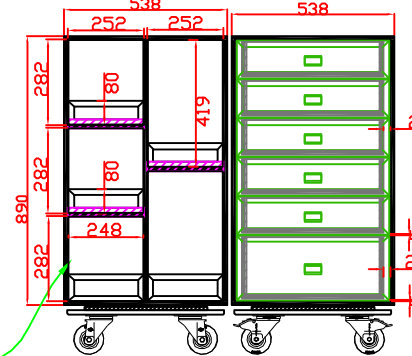


Left/Right View

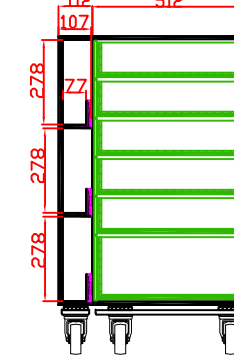


Back View

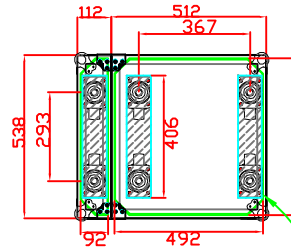
ALL T2.0mm Carpet



OPEN Model Front View

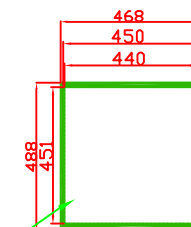


Close Model Front View



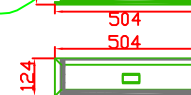
Bottom View

24-M8*45

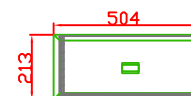


5mm FOAM

9mm-HEXXA*Black

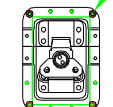
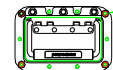


*5 PCS



*1 PCS

4*Washers



SC 2:1



www.showtools.com.au

Code : SC-6DRW

Purchase order Number :

Client : WA

Date : 14/12/2019



SCALE 1:1

METRIC mm

Page 1/1

- (1) : 12mm-HEXXA*Black (Outside)-HPL*Black;
- (2) : 4*Penn Handles-H7159EZ;
- (3) : 2*Penn Latches-L944/527MOL4;
- (4) : 8*Penn Ball Corners-C1340/30Z;
- (5) : 2*NO Brakes W9000-V6;
- (6) : 4*Brakes W9008-V6;
- (7) : 8*Braces-B1123;
- (8) : 1*Label Dish-D2115Z;
- (9) : Single Angle Extrusion-E0775;
- (10) : Hybrid Extrusions-E0826 For12mm;

APPROVED